



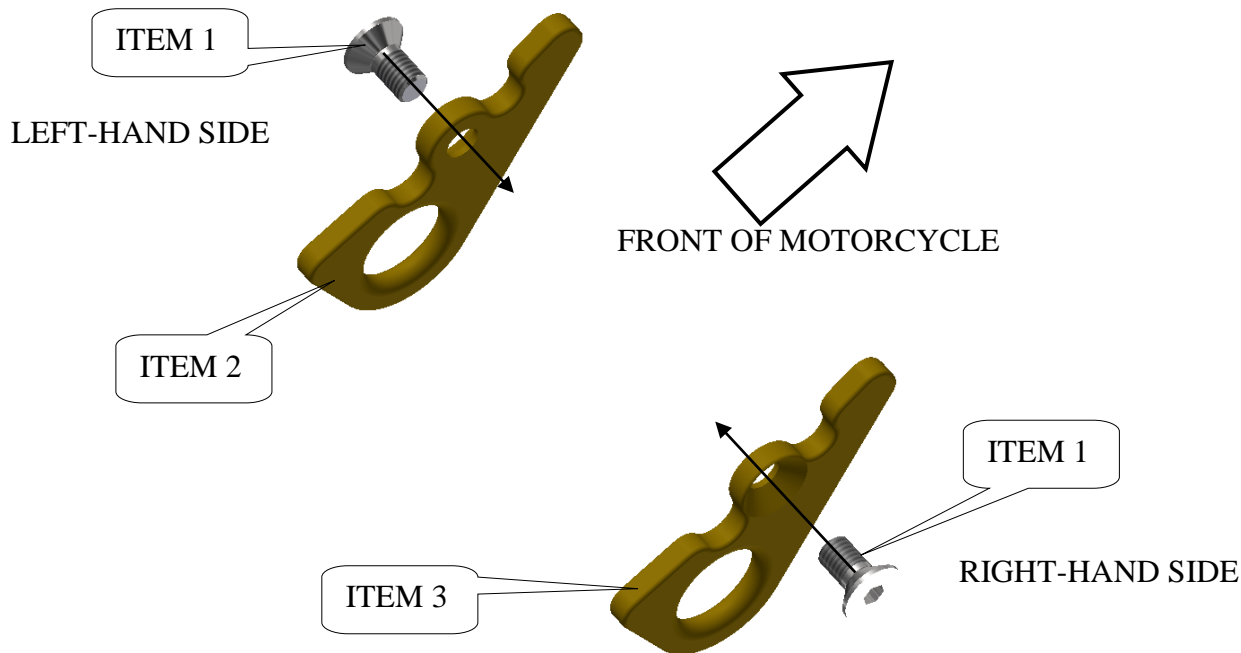
**FITTING INSTRUCTIONS FOR TH0015**  
**TIE DOWN HOOKS FOR MV AGUSTA F4's ALL MODELS 2010-**



**THIS KIT CONTAINS THE ITEMS PICTURED AND LABELLED BELOW.**  
**DO NOT PROCEED UNTIL YOU ARE SURE ALL PARTS ARE PRESENT.**

Please note that the way the kit is packed does not necessarily represent the way of mounting to the bike.

THE PARTS SHOWN MAY BE REPRESENTATIVE ONLY (FOR CLARITY OF INSTRUCTIONS ONLY).





## **LEGEND**

ITEM 1 = M8 x 15mm LONG COUNTERSUNK BOLTS (x2).

ITEM 2 = TIE DOWN HOOK LEFT HAND SIDE (SMW0112) (x1).

ITEM 3 = TIE DOWN HOOK RIGHT HAND SIDE (SMW0113) (x1).

Please note that in cases where kits are packed with rubber washers holding the components onto the bolt  
– *the rubber washers should be thrown away!*

## **TOOLS REQUIRED**

- T40 Torx bit and wrench.
- 5mm Allen Key or Hex bit and wrench.

## **GENERAL TORQUE SETTINGS**

M4 BOLT = 8Nm

M5 BOLT = 12Nm

M6 BOLT = 15Nm

M8 BOLT = 20Nm

M10 BOLT = 40Nm

## **FITTING INSTRUCTIONS**

- Remove the OEM pillion footrests on both sides of the bike.
- Place one of the M8 counter sunk bolts (item 1) through the countersunk hole in the left-hand side tie-down hook (item 2) as shown above.
- Offer the assembly into position and tighten into the threads on the subframe on the left-hand side as shown in the top picture.
- On the right-hand side repeat the above steps using the remaining tie-down hook (item 3).
- *Please ensure that when strapping the motorcycle down the ratchet straps do not come into contact with any part of the motorcycle, as the strap is likely to rub during transit and may cause damage.*
- We recommend that fabric from the straps be in contact with the product, as opposed to the hook on the end of the strap. This will increase the lifespan of the protective coating on the product.
- Do not overtighten straps attached to the product, as it would be possible to bend or break the product with excessive force. If in any doubt please consult a professional.
- R&G cannot be held liable for any breakages to straps, or consequential damage from this, as a result of fraying/breaking of the straps, or incorrect use. Please ensure that all bodywork of the motorcycle which may come in contact with the straps (e.g. plastic panels, exhausts, swingarms) are protected or left completely clear of the straps.
- While we may show certain applications where the product is being used for attaching luggage to a motorcycle, this is not a general recommendation and cannot be achieved on all motorcycles.
- Care and attention needs to be taken whenever the product is in use for securing luggage or for tying the motorcycle down. R&G cannot accept any responsibility for inappropriate use or decisions on the part of the user. If in doubt, always consult a professional.



ISSUE 1 04/01/2018 (NSY)

**Digital copies of these instructions are available to download from [www.rg-racing.com](http://www.rg-racing.com)**

**CONSUMER NOTICE**

The catalogue description and any exhibition of samples are only broad indications of the Products and R&G may make design changes which do not diminish their performance or visual appeal and supplying them in such state shall conform to the order. The Buyer acknowledges no representation or warranty (other than as to title) has been given or will apply to the Products other than those in R&G's order or confirmation and the Buyer confirms it has chosen the Products as being of merchantable quality and suitable for its particular purposes. Where R&G fits the Products or undertakes other services it shall exercise reasonable skill and care and rectify any fault free of charge unless the workmanship has been disturbed. The Buyer is responsible for ensuring that the warranty on the motorcycle is not affected by the fitting of the Products. On return of any defective Products R&G shall at its option either supply a replacement or refund the purchase money but shall not be liable if the Products have been modified or used or maintained otherwise than in accordance with R&G's or manufacturer's instructions and good engineering practice or if the defect arises from accident or neglect. Other than identified above and subject to R&G not limiting its liability for causing death and personal injury, it shall not be liable for indirect or consequential loss and otherwise its liability shall be limited to the amounts paid by the Buyer for the Products or the fitting or service concerned. These terms do not affect the Buyer's statutory rights.

**R&G RACING RETURNS POLICY (NON-FAULTY GOODS)**

Returns must be pre-authorized (if not pre-authorized the return will be rejected). Goods may only be returned direct to us if they were purchased direct from us (customer must prove if necessary). Otherwise to be returned to original vendor. Goods must be in re-sellable condition, in the opinion of R&G Racing. All returns are subject to a 25% restocking and handling fee (25% of the gross value exc. P&P – at the prevailing price at time of purchase). The customer must pay any and all carriage charges. No returns of discontinued products, unless within 14 days of purchase. This policy does not affect your statutory rights and does not refer to faulty goods.



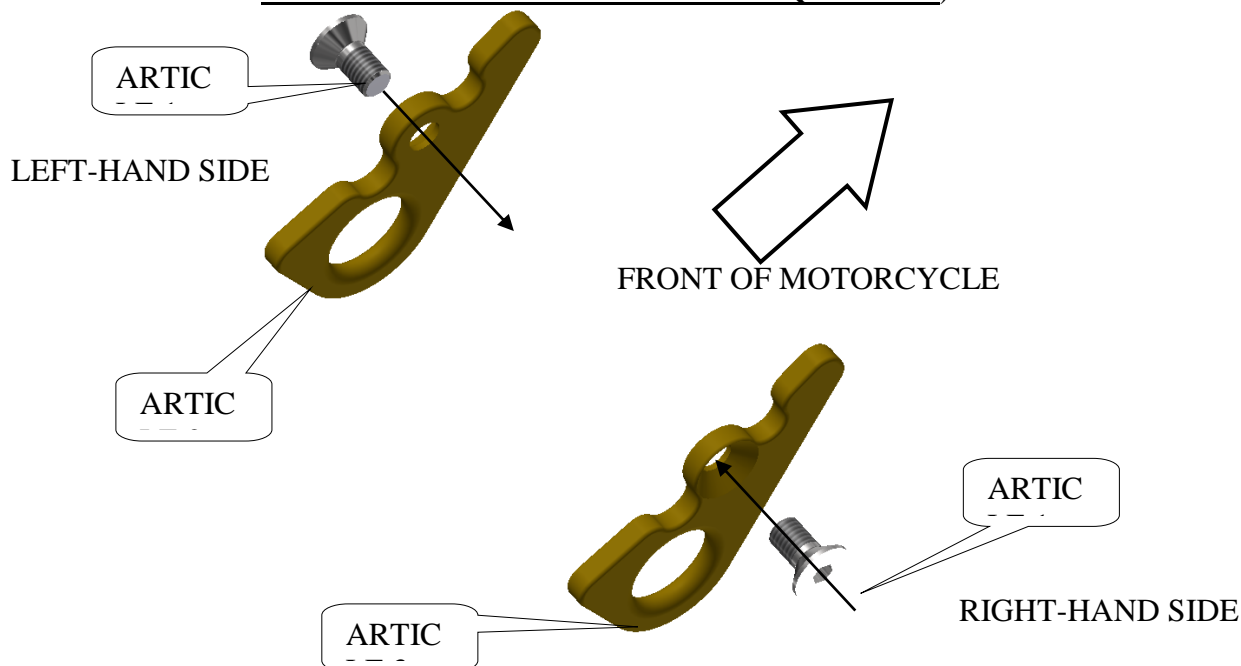
**NOTICE DE MONTAGE POUR TH0015**  
**ACCROCHES DE TRANSPORT POUR MV AGUSTA F4's TOUS MODÈLES 2010-**



**Le kit contient les articles exposés ci-dessous, vérifier que toutes les pièces soient présentes avant de procéder au montage.**

**La façon dont le kit est emballé ne correspond pas forcément à la façon de monter les pièces sur la moto.**

**LES PARTIES PRESENTEES PEUVENT ETRE UNIQUEMENT REPRESENTATIVES (POUR LA CLARTE DES INSTRUCTIONS UNIQUEMENT).**





## LÉGENDE

ARTICLE 1 = M8 x 15mm BOULONS (x2).

ARTICLE 2 = ACCROCHES DE TRANSPORT CÔTÉ GAUCHE (SMW0112) (x1).

ARTICLE 3 = ACCROCHES DE TRANSPORT CÔTÉ DROIT (SMW0113) (x1).

Notez que si les kits sont emballés avec des rondelles en caoutchouc servant à tenir les composants, *ces rondelles doivent être jetées !*

### OUTILS REQUIS

- Clé Torx T40.
- Clé Allen 5mm.

### VALEURS DE SERRAGE RECOMMANDÉES

M4 BOULON = 8Nm  
 M5 BOULON = 12Nm  
 M6 BOULON = 15Nm  
 M8 BOULON = 20Nm  
 M10 BOULON = 40Nm

## NOTICE DE MONTAGE

- Enlever les repose pieds passager d'origine des 2 côtés de la moto.
- Placer un boulon M8 (article 1) dans le trou du côté gauche du crochet d'accroche (article 2) voir ci-dessus.
- Monter l'ensemble en position et serrer dans les filetages du sous-cadre du côté gauche, voir la photo du haut.
- Du côté droit, Répéter les étapes supérieures en utilisant le crochet d'accroche restant (article 3).
- Veiller à ce que lorsque la moto est sanglée, les sangles ne touchent pas la moto, car cela pourrait abimer la moto lors du transport.
- Nous recommandons que le tissu des sangles soit en contact avec le produit, par opposition à l'accroche sur l'extrémité de la sangle. Cela améliorera la durée de vie du revêtement de protection du produit.
- Ne pas trop serrer les sangles attachées au produit, car cela pourrait endommager le produit si une force excessive est émise dessus. En cas de doute, consulter un professionnel.
- R&G ne pourra être tenue responsable en cas de rupture des sangles, ou dommages consécutifs à cette rupture et à une mauvaise utilisation. Veiller à ce que tous les carénages de la moto qui pourraient être en contact avec les sangles, soit protégés (e.g. panneau plastique, échappement, bras oscillant) ou suffisamment éloignés des sangles.
- Même si nous présentons quelques applications du produit, tel que l'attache de bagage, il ne s'agit par d'une recommandation générale et cela peut ne pas être possible selon le modèle de moto.
- Lorsque le produit est utilisé, vous devez faire preuve d'une attention particulière dans la fixation du bagage ou atteler la moto. R&G n'acceptera aucune responsabilité en cas d'utilisation inappropriée et décision propre à l'utilisateur. En cas de doute, consultez un professionnel.
- .



ISSUE 1 04/01/2018 (NSY)

**Notice disponible au téléchargement sur [www.rg-racing.com](http://www.rg-racing.com)****CONSUMER NOTICE**

The catalogue description and any exhibition of samples are only broad indications of the Products and R&G may make design changes which do not diminish their performance or visual appeal and supplying them in such state shall conform to the order. The Buyer acknowledges no representation or warranty (other than as to title) has been given or will apply to the Products other than those in R&G's order or confirmation and the Buyer confirms it has chosen the Products as being of merchantable quality and suitable for its particular purposes. Where R&G fits the Products or undertakes other services it shall exercise reasonable skill and care and rectify any fault free of charge unless the workmanship has been disturbed. The Buyer is responsible for ensuring that the warranty on the motorcycle is not affected by the fitting of the Products. On return of any defective Products R&G shall at its option either supply a replacement or refund the purchase money but shall not be liable if the Products have been modified or used or maintained otherwise than in accordance with R&G's or manufacturer's instructions and good engineering practice or if the defect arises from accident or neglect. Other than identified above and subject to R&G not limiting its liability for causing death and personal injury, it shall not be liable for indirect or consequential loss and otherwise its liability shall be limited to the amounts paid by the Buyer for the Products or the fitting or service concerned. These terms do not affect the Buyer's statutory rights.

**R&G RACING RETURNS POLICY (NON-FAULTY GOODS)**

Returns must be pre-authorised (if not pre-authorised the return will be rejected). Goods may only be returned direct to us if they were purchased direct from us (customer must prove if necessary). Otherwise to be returned to original vendor. Goods must be in re-sellable condition, in the opinion of R&G Racing. All returns are subject to a 25% restocking and handling fee (25% of the gross value exc. P&P – at the prevailing price at time of purchase). The customer must pay any and all carriage charges. No returns of discontinued products, unless within 14 days of purchase. This policy does not affect your statutory rights and does not refer to faulty goods.





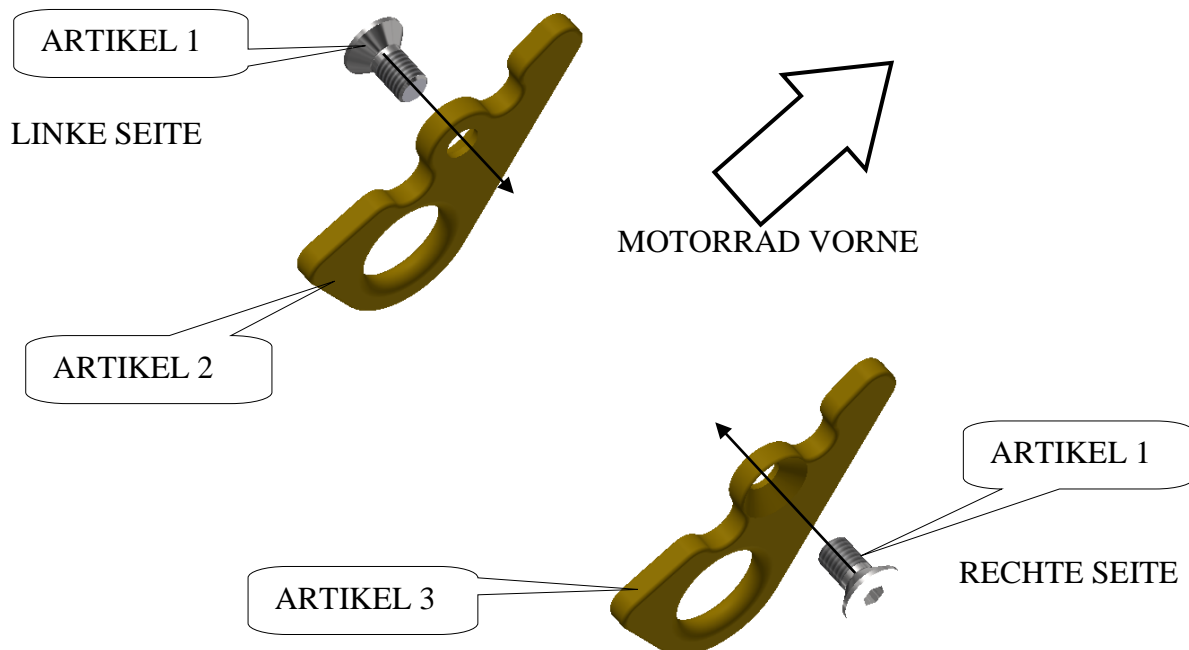
**MONTAGEANLEITUNG FÜR TH0015**  
**VERZURRÖSEN FÜR MV AGUSTA F4s ALLE MODELLE 2010-**



**ALLE KIT-TEILE SIND UNTEN ABGEBILDET UND GEKENNZEICHNET. BEVOR SIE MIT DER MONTAGE BEGINNEN, ÜBERPRÜFEN SIE, DASS ALLE TEILE VORHANDEN SIND.**

**Hinweis: Die Verpackung der Teile stellt nicht die Reihenfolge der Montage dar.**

DIE UNTEN ABGEBILDETEN TEILE DIENEN LEDIGLICH ZUR ERKLÄRUNG





## **LIEFERUMFANG**

ARTIKEL 1 = M8 x 15mm SENKSCHRAUBE (x2)

ARTIKEL 2 = VERZURRÖSE LINKE SEITE (SMW0112) (x1)

ARTIKEL 3 = VERZURRÖSE RECHTE SEITE (SMW0113) (x1)

Hinweis für Kits mit Plastikunterlegscheiben an den Schrauben – *Diese Plastikunterlegscheiben werden nicht für den Einbau benötigt!*

## **SIE BENÖTIGEN FOLGENDES WERKZEUG**

- T40 Torx-Schlüssel
- 5mm Inbusschlüssel oder Inbuseinsatz

## **MAXIMALE ANZUGSDREHMOMENTE:**

M4 SCHRAUBE = 8Nm  
 M5 SCHRAUBE = 12Nm  
 M6 SCHRAUBE = 15Nm  
 M8 SCHRAUBE = 20Nm  
 M10 SCHRAUBE = 40Nm

## **MONTAGEANLEITUNG**

- Entfernen Sie die original Soziusfußrasten an beiden Seiten des Motorrades.
  - Eine der M8 Senkschrauben (Artikel 1) in die Öffnung an der linken Verzurröse (Artikel 2) einführen wie oben abgebildet.
  - Die Einheit in Position bringen und in den Gewinden an der linken Seite des Hilfsrahmens befestigen wie im oberen Bild abgebildet.
  - Den Vorgang mit der übrigen Verzurröse (Artikel 3) an der rechten Seite des Motorrades wiederholen.
- *Bitte beim Verzurren des Motorrades darauf achten, dass die Gurte das Motorrad nicht berühren. Eventuelle Schäden, die durch das Reiben der Gurte während des Transports entstehen könnten, werden somit vermieden.*
- Wir empfehlen darauf zu achten, dass nur das Gurtmaterial und nicht der Haken am Ende des Gurts mit dem Produkt in Berührung kommt. Somit wird die Lebensdauer der Schutzabdeckschicht des Produktes erhöht.
  - Ziehen Sie die Gurte, die am Produkt angebracht sind nicht zu stark fest – ein übermäßiger Kraftaufwand kann womöglich zu einer Dehnung bzw. einer Beschädigung des Produktes führen. Wenn Sie sich nicht sicher sind, kontaktieren Sie bitte einen Fachmann.
  - R&G übernimmt keine Haftung für Beschädigungen bzw. Risse an den Gurten oder daraus entstehende Folgeschäden, die durch das Durchscheuern/das Reißen der Gurte oder durch die fehlerhafte Verwendung zurückzuführen sind. Bitte achten Sie darauf, dass alle Motorradteile, die eventuell mit den Gurten in Berührung kommen können (z.B. Kunststoffverkleidungsteile, Auspuff, Schwinge) geschützt sind bzw. weit von den Gurten entfernt sind.
  - Obwohl wir bei manchen Anwendungen zeigen, dass das Produkt benutzt wird, um Gepäck am Motorrad zu befestigen, ist dies keine allgemeine Empfehlung und ist nicht bei allen Motorrädern möglich.





- Vorsicht und Aufmerksamkeit ist erforderlich wann immer das Produkt für die Befestigung vom Gepäck oder für das Verzurren des Motorrads verwendet wird. R&G übernimmt keine Haftung für die unzweckmäßige Verwendung oder fehlerhafte Handhabung des Benutzers. Wenn Sie sich nicht sicher sind, kontaktieren Sie immer einen Fachmann.

AUSGABE 1 04/01/2018 (NSY)

**Eine digitale Version dieser Montageanleitung kann auf folgender Seite heruntergeladen werden:**

[www.rg-racing.com](http://www.rg-racing.com)

**CONSUMER NOTICE**

The catalogue description and any exhibition of samples are only broad indications of the Products and R&G may make design changes which do not diminish their performance or visual appeal and supplying them in such state shall conform to the order. The Buyer acknowledges no representation or warranty (other than as to title) has been given or will apply to the Products other than those in R&G's order or confirmation and the Buyer confirms it has chosen the Products as being of merchantable quality and suitable for its particular purposes. Where R&G fits the Products or undertakes other services it shall exercise reasonable skill and care and rectify any fault free of charge unless the workmanship has been disturbed. The Buyer is responsible for ensuring that the warranty on the motorcycle is not affected by the fitting of the Products. On return of any defective Products R&G shall at its option either supply a replacement or refund the purchase money but shall not be liable if the Products have been modified or used or maintained otherwise than in accordance with R&G's or manufacturer's instructions and good engineering practice or if the defect arises from accident or neglect. Other than identified above and subject to R&G not limiting its liability for causing death and personal injury, it shall not be liable for indirect or consequential loss and otherwise its liability shall be limited to the amounts paid by the Buyer for the Products or the fitting or service concerned. These terms do not affect the Buyer's statutory rights.

**R&G RACING RETURNS POLICY (NON-FAULTY GOODS)**

Returns must be pre-authorized (if not pre-authorized the return will be rejected). Goods may only be returned direct to us if they were purchased direct from us (customer must prove if necessary). Otherwise to be returned to original vendor. Goods must be in re-sellable condition, in the opinion of R&G Racing. All returns are subject to a 25% restocking and handling fee (25% of the gross value exc. P&P – at the prevailing price at time of purchase). The customer must pay any and all carriage charges. No returns of discontinued products, unless within 14 days of purchase. This policy does not affect your statutory rights and does not refer to faulty goods.